

SNAP LOC

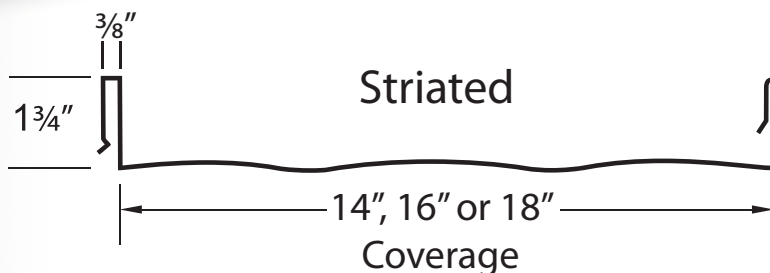
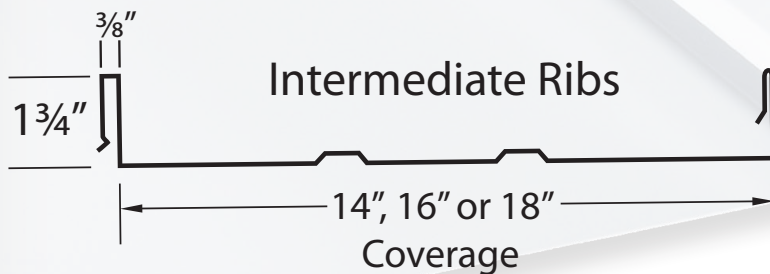
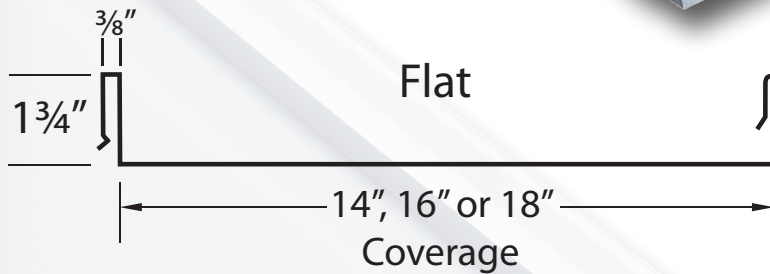
Snap Loc metal panels are a perfect fit for residential and many architectural and commercial applications. The panels combine a clean, attractive look with strength and durability. Snap Loc is self-locking and watertight making it an appealing, smart choice for new or re-roofing projects.



Did You Know... There are many colors and profiles available that blend in with existing neighborhoods, communities and environments. Your local building codes and neighborhood by-laws should be addressed when considering metal roofing. Contact your Triad Corrugated Metal sales representative for additional information.



SNAP LOC PROFILES



- **Finishes:** Classic Sil-Poly & Premium Kynar
- **Metals:** Galvanized, Galvalume®, Copper and Aluminum
- **Gauges:** 26ga and 24ga
- **Features:**
 - Δ Architectural/ structural integral standing seam panel
 - Δ Applies over open framing or solid substrate
 - Δ Snap together panel system
 - Δ Minimum roof slope: 1:12
 - Δ Cut to the inch

ACCESSORIES

