

# MECHANICAL

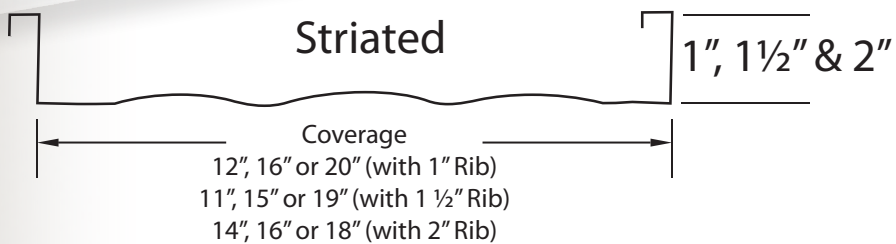
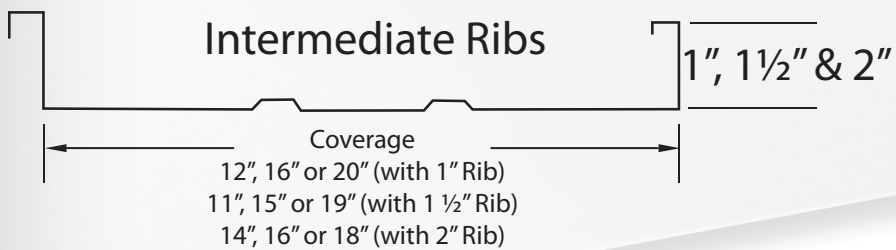
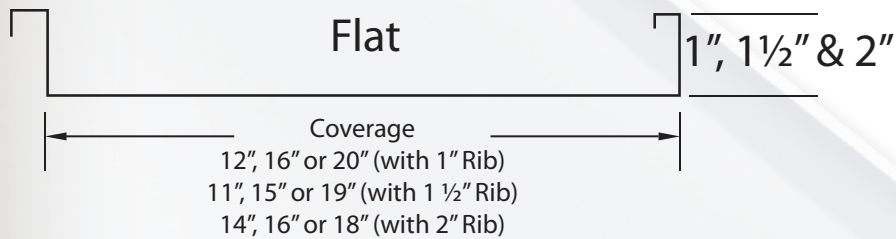

Mechanical Panels are a high performance metal roofing choice, well suited for commercial, architectural and residential applications. The seaming process for Mechanical Panels allows for multiple levels of wind resistance and makes the panels perfect for installation on low slope roofs.



*Did You Know...* When properly installed the noise generated by a metal roof over a roof deck and insulation is no greater than that of a shingle system.



# MECHANICAL PROFILES



- **Finishes:** Classic Sil-Poly & Premium Kynar
- **Metals:** Galvanized, Galvalume®, Copper and Aluminum
- **Gauges:** 26ga and 24ga
- **Features:**
  - Δ Architectural/ structural integral standing seam panel
  - Δ Applies over open framing or solid substrate
  - Δ Mechanically seamed panel system
  - Δ Specially designed clip for thermal movement
  - Δ Minimum roof slope: 1/2:12
  - Δ Cut to the inch

## ACCESSORIES

